

Standalone Scheduler Deployment in Websphere
Oracle FLEXCUBE Investment Servicing
Release 12.3.0.0.0
[September] [2016]

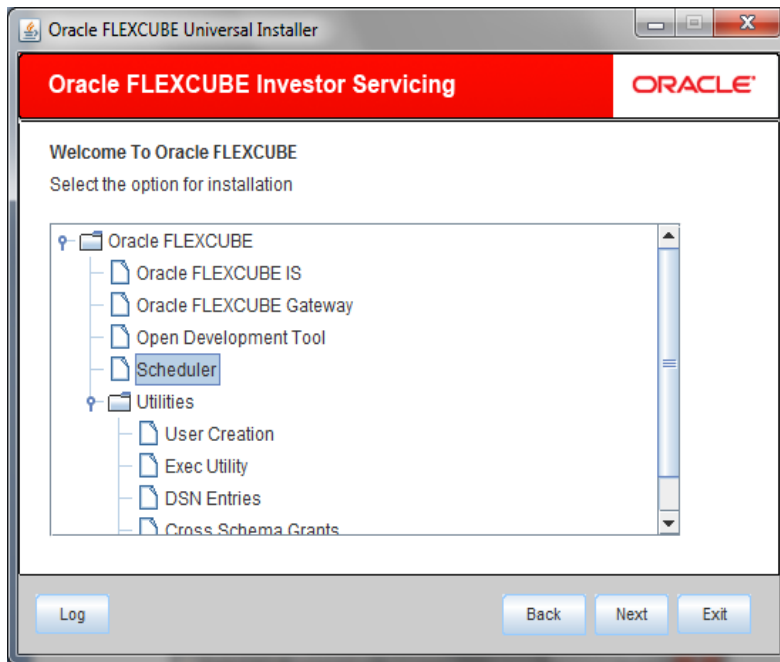


Table of Contents

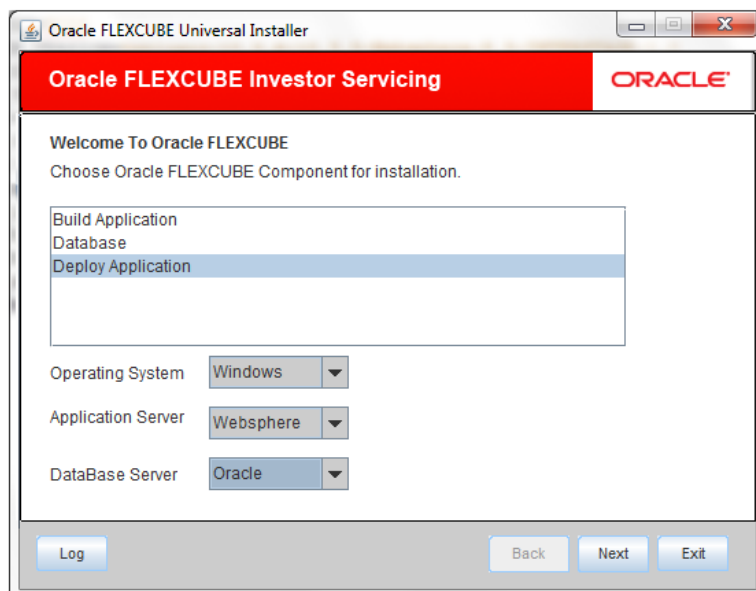
1. STANDALONE SCHEDULER FULL DEPLOYMENT..... 1-1

1. Standalone scheduler Full Deployment

1. Launch Oracle FLEXCUBE Investor Servicing Installer.
2. Click on “Next” to display the screen below.



3. Select “Scheduler”.
4. Click on “Next” to display the screen below.



5. Select “Deploy Application”.

6. Choose the appropriate Server's Operating System from the drop down.
7. Choose "Websphere" from the Application Server drop down.
8. Click on "Next" to display the screen below.

| Name | Value |
|----------------|----------------|
| Admin IP | Not Applicable |
| Admin Port | Not Applicable |
| Admin Username | websphere |
| Admin Password | |

Test Connection

Type of Deployment: Full Deployment

Log Back Next Exit

Admin IP

Not applicable.

Admin Port

Not applicable.

Admin UserName

Please provide the appropriate Admin Username of the websphere application server.

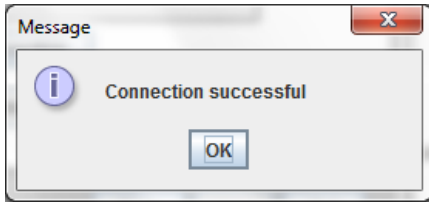
Admin Password

Please provide the appropriate Admin Password of the websphere application server.

Type of Deployment

Choose "Full Deployment".

9. Click on "**Test Connection**" to test the connection with the application server. On successful connection, the following message will be displayed.



10. Click on “OK” and click on “Next” to display the screen below.

WAR Path

Please select the application WAR to be deployed using the browse button.

Note: The Application WAR path cannot be copied and pasted on to the text box, thereby demanding the use of the browse button to select the WAR.

Property File Path

Please select the appropriate path to the external properties file.

If the properties file is internal to the application WAR, it would be fetched on selection of the WAR and will be in a non-editable state.

Application Name

Application Name would be fetched on selection of the WAR and will be in a non-editable state.

Application Context

Please provide the Application Context as required.

Manage Resources

Not Applicable for websphere application server.

11. Click on “Next” to display the screen below.

Oracle FLEXCUBE Universal Installer

Oracle FLEXCUBE Investor Servicing ORACLE

Application deployment
Provide the Application Details For the Deployment of EAR

Application Name

Status

Cell Name

Node Name

Target Type

Server Name

Cluster Name

Application Name

Not applicable for application full deployment.

Status

Not applicable for application full deployment.

Cell Name

Please provide the appropriate Cell Name.

Node Name

Please provide the appropriate Node Name.

Target Type

Please choose the appropriate target type.

Server Name

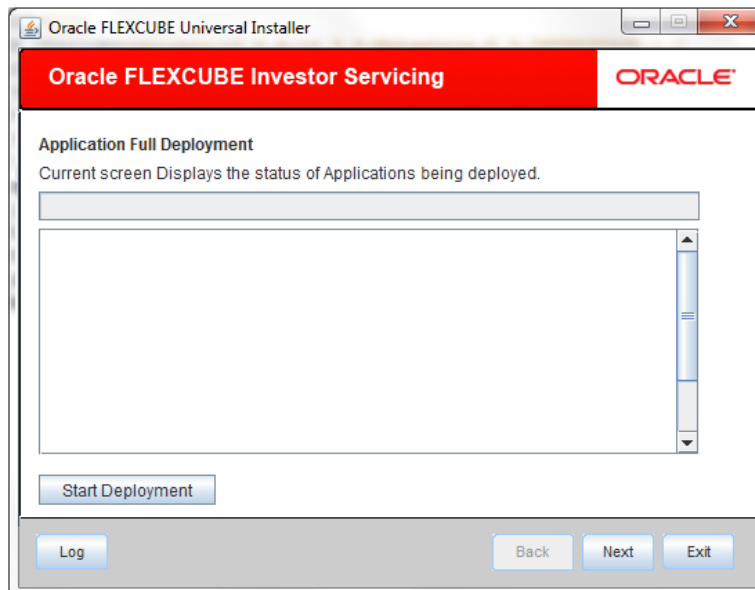
Please provide the appropriate Server Name if the selected Target Type is “**Server**”.

Cluster Name

Please provide the appropriate Cluster Name if the selected Target Type is “**Cluster**”.

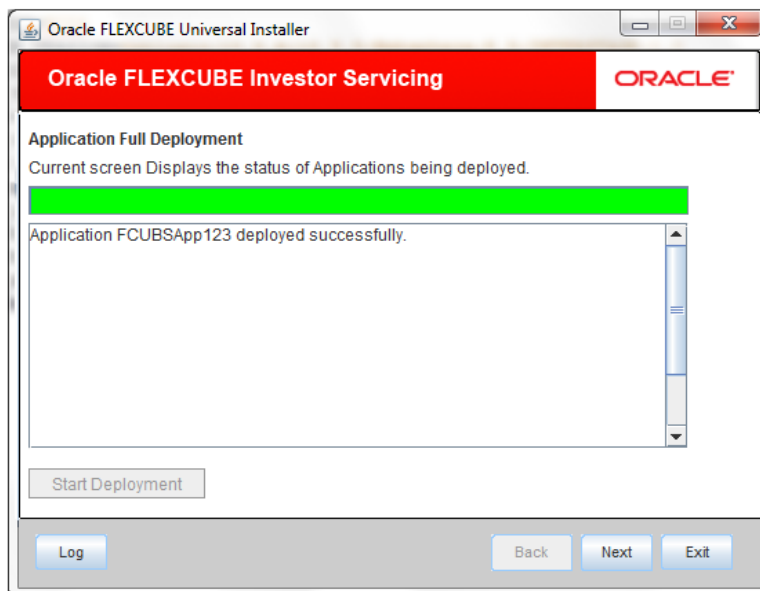
Note: The values fed in the above screen are not validated at the screen level as a result of a limitation and hence, please provide accurate information.

12. Click on “Next” to display the screen below.



13. Click on “**Start Deployment**” to begin the process of application deployment.

14. On successful deployment, you will get the following message and the screen is expected to look like below.





Application Deployment in Websphere
[September] [2016]
Version 12.3.0.0.0

Oracle Financial Services Software Limited
Oracle Park
Off Western Express Highway
Goregaon (East)
Mumbai, Maharashtra 400 063
India

Worldwide Inquiries:
Phone: +91 22 6718 3000
Fax: +91 22 6718 3001
www.oracle.com/financialservices/

Copyright © [2007], [2016], Oracle and/or its affiliates. All rights reserved.

Oracle and Java are registered trademarks of Oracle and/or its affiliates. Other names may be trademarks of their respective owners.

U.S. GOVERNMENT END USERS: Oracle programs, including any operating system, integrated software, any programs installed on the hardware, and/or documentation, delivered to U.S. Government end users are "commercial computer software" pursuant to the applicable Federal Acquisition Regulation and agency-specific supplemental regulations. As such, use, duplication, disclosure, modification, and adaptation of the programs, including any operating system, integrated software, any programs installed on the hardware, and/or documentation, shall be subject to license terms and license restrictions applicable to the programs. No other rights are granted to the U.S. Government.

This software or hardware is developed for general use in a variety of information management applications. It is not developed or intended for use in any inherently dangerous applications, including applications that may create a risk of personal injury. If you use this software or hardware in dangerous applications, then you shall be responsible to take all appropriate failsafe, backup, redundancy, and other measures to ensure its safe use. Oracle Corporation and its affiliates disclaim any liability for any damages caused by use of this software or hardware in dangerous applications.

This software and related documentation are provided under a license agreement containing restrictions on use and disclosure and are protected by intellectual property laws. Except as expressly permitted in your license agreement or allowed by law, you may not use, copy, reproduce, translate, broadcast, modify, license, transmit, distribute, exhibit, perform, publish or display any part, in any form, or by any means. Reverse engineering, disassembly, or decompilation of this software, unless required by law for interoperability, is prohibited.

The information contained herein is subject to change without notice and is not warranted to be error-free. If you find any errors, please report them to us in writing.

This software or hardware and documentation may provide access to or information on content, products and services from third parties. Oracle Corporation and its affiliates are not responsible for and expressly disclaim all warranties of any kind with respect to third-party content, products, and services. Oracle Corporation and its affiliates will not be responsible for any loss, costs, or damages incurred due to your access to or use of third-party content, products, or services.